




CONFER
plastics inc.



**The LEADER in
Ladders and
Pool Steps.**

A-FRAME LADDERS

Model 7200

Rollguard A-Frame Safety Ladder

Convertible
to Inpool Ladder
using
#CK7200 Kit -
sold separately.



Standard features of the Rollguard Ladder:

- Aesthetically pleasing contemporary design in beautiful warm gray color to complement today's brown or gray tone pools
- Large 5 inch x 18 inch wide Comfortreads
- Curved side rails designed with strength in mind
- Inner side rails include integrated side barriers to prevent entry behind the ladder
- Easy assembly with minimal hardware
- Adjusts to fit pools 48" to 54" tall
- Lockable Rollguard Barrier (lock included)
- Extra-large top platform
- Just fill side rails with water to prevent floating, no sand or bricks needed
- Fits pool top seats up to 14 inches wide
- Weight limit: 300 lbs.
- Five year warranty

Optional G7200 Rollguard Gate

- Attaches easily to our Rollguard Ladder to provide added security
- Self-closing and self-latching
- Satisfies most building inspector requirements
- Latch located well out of reach of small children
- Contoured design "hugs" ladder steps and restricts access
- Padlock included



Model 7100X

Evolution A-Frame Safety Ladder

- **NEW!** Warm gray color to complement today's brown or gray tone pools
- Economical yet full-featured A-Frame Ladder
- Adjustable to fit 48" to 54" high pools
- Each side adjusts independently
- Snap-lock treads for quicker, easier assembly
- Five treads on each side
- Swing-up outer treads for safety
- Outer treads can be padlocked (padlock included)
- Full 16" inside tread width
- Strong sturdy design
- Large top platform
- Minimal hardware
- No sand or bricks required; fills with water
- Five year warranty
- Weight limit: 300 lbs.

Convertible
to Inpool Ladder
using
#CK7200 Kit -
sold separately.



Model 7000X

Eliminator A-Frame Safety Ladder


- Eliminator A-Frame Ladder for 48" to 54" pools
- Heavy-duty construction
- Outside treads swing up into an upright position for security
- No sand or bricks required to prevent floating; fills with water
- Outer treads can be padlocked (cable lock included)
- Weight limit: 300 lbs.
- Treads measure 5" x 18" wide
- Five year warranty

Convertible
to Inpool Ladder
using
#CK7200 Kit -
sold separately.

NEW
WARM GRAY
COLOR



INPOOL LADDERS



Model 6000X

Eliminator Heavy-Duty Inpool Ladder

- Five large treads
- Treads measure 5" x 18" wide
- 22" high handrails; 9-1/2" span
- All-plastic construction
- Weight limit: **300 lbs.**
- Adjusts to fit deck heights **42" to 56"**
- Five year warranty
- Optional #6000-EXT Extension Kit available

NEW WARM GRAY COLOR



Model 635-52X

Economy Inpool Ladder

- Straight Up and Down Inpool
- Does not require barrier
- Adjusts to fit deck heights **46" to 56"**
- 18" Width; 22" High handrails
- Weight limit: **250 lbs.**
- Five year warranty
- Optional EB100 extension kit available
- Platform included with ladder

NEW WARM GRAY COLOR



GROUND TO STEP ENTRY LADDERS

Model 8100X



Ground to Step Entry Ladder



For use with the Curve Step to make a complete entry/exit system

- Easy assembly - snap lock treads
- Large top platform
- Warm gray color coordinates with Curve Step
- Outside treads swing up and lock for safety, padlock included

Model 8000X



Entry Ladder

Economical Entry/Exit System

- When combined with #Step-1X it forms an economical Entry/Exit System for **48" to 54"** pools
- Outside treads swing up into an upright position for security
- 18" wide; 22" high handrail, 9-1/2" span
- Weight limit: **300 lbs.**

NEW WARM GRAY COLOR



To make the complete Entry/Exit System you will need to purchase both:

- (1) #8000 Entry Ladder
- (1) #Step-1 (total of 2 cartons)

Cable lock included

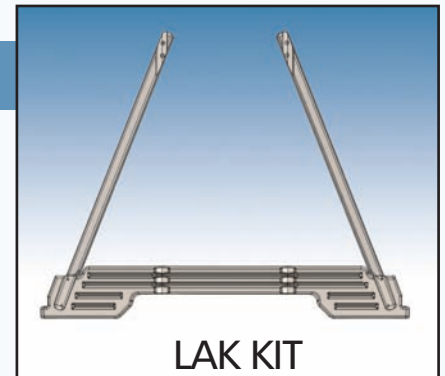


Model LAK

Ladder Adapter Kit

For use with the Confer Plastics ladder models 7100X, 7100B, 8100X, 7000X, 7000B and 7200

- Easy assembly
- Warm gray color
- Minimal Hardware



LAK KIT

INPOOL STEP SYSTEM

The *CURVE* Inpool Step System



Above Ground Stair Case



In-Ground Stair Case





Above Ground Curve System



In-Ground Curve System

- Available in four configurations; two for Above Ground and two for In-Ground
- Start with the base step unit and then expand into a complete system at any time
- Four tread unit for Above Ground Pools
- Three tread unit for In-Ground Pools
- Above Ground base unit treads can be installed curving inwards or outwards as customer desires
- Eye-catching, graceful sloping handrails
- Two tone color - gray treads with warm gray (beige) sidewalls and handrails to complement any pool
- Oversize deck mounting brackets to reach across any top seat
- Adjustable base pads to compensate for slightly dished pool floor
- Ships by UPS or Fedex
- Easy assembly with no hardware required
- Weight limit: 400 lbs.



Curve Step Specifications:

| | | | |
|---------------------------------|-----|---------------------------------|-----|
| Weight limit - lbs | 400 | Height to top tread - In-Ground | 36" |
| Tread width | 27" | - Above ground | 47" |
| Tread depth | 10" | Mounting bracket length | 24" |
| Riser height | 11" | Overall outside width | 38" |
| Unit depth | 32" | Complete Curve System width | 58" |
| Handrail height (from top step) | 30" | | |

Available in following configurations:

- Model # **CCX-AG** Confer Curve Base Step for above ground pools (4 steps)
- Model # **CCX-IG** Confer Curve Base Step for in-ground pools (3 steps)
- Model # **CCX-ADD-ON** Universal ADD-ON unit for use with either the CCX-AG or the CCX-IG Base Steps.

POOL STEPS (CONT'D)

Model PES-DBL-X

NEW
WARM GRAY
COLOR



Pool Entry System

An excellent system for safety and convenience.

- Meets ANSI/APSP standards
- Adjusts to fit **48" to 54"** pools and decks
- Adjusts to fit most uneven or dished-bottom pools
- Top step covers the pool top seat in most installations
- Easy assembly; no metal parts
- Does not attach to pool
- Side openings help to reduce algae growth under unit
- Excellent for elderly, slightly handicapped, or heavy swimmers
- Non-slip step surfaces
- Large, flat steps each with 270 square inches of surface
- Includes deck connector
- Fills with water to prevent floating; no sand needed
- Weight limit: **400 lbs.**
- Five year warranty
- Includes Gate with Automatic Gate Closer

Pool Entry System Specifications:

| | |
|----------------------|-------------------|
| Projection into pool | 36" |
| Width | 31" |
| Step dimension | 10" x 27" |
| Riser height | 11" |
| Handrail height | 32" from top step |

Specifications subject to change without notice.
(all specifications are approximate)

Gate Specifications:

| | |
|-----------------|-----|
| Height of gate | 58" |
| Width of gate | 27" |
| Height of latch | 57" |

Gate is self closing self latching
(all specifications are approximate)

Available in following configurations:

- Model #PES-1X - Individual Entry System for use off of a deck
- Model #PES-DBLX - Two Entry Systems with gate for use on pools without a deck
- Model #PES-G-X - Gate only

NEW
WARM GRAY
COLOR



Step-1X

Confer Step

Designed for easy pool entry

- Inpool Step for **48" to 58"** pools and decks
- Easy, snap-together assembly
- Large, flat steps each with 270 square inches of surface area
- Compact packaging – can be shipped by UPS-FEDEX
- Includes mounting brackets to fasten to deck
- Side openings help to reduce algae growth under unit
- Weight limit: **400 lbs.**
- Five year warranty
- Requires 40 pounds of sand for installation

Note: The Confer-Step is designed for use in flat-bottom pools only. Our Pool Entry System can be adjusted to fit most dished-bottom pools.

"Safe and Secure" System

Model S.I.G.X



NEW
WARM GRAY
COLOR

- Satisfies most building inspector and insurance requirements in most states
- Self-closing, self-latching gate restricts access to pool
- Gate includes self-closing mechanism (see inset photo) for a sure close everytime
- Gate includes padlock for complete security
- Inpool ladder takes up minimal space inside pool
- Steps and ladder can be separated and used individually if a deck is built
- Inpool ladder features anti-entrapment barrier



Now with
Automatic Gate
Closer!

ENCLOSURE SYSTEM

Model S.E.S.

Confer-Step Enclosure System

The Enclosure System provides security first, by enclosing the steps with pickets, and secondly, with its self-closing, self-latching gate. It meets current BOCA codes and satisfies most building inspectors.

Using the Step-Enc-X Kit allows two #Step-1 units to be joined together, enclosed, and gated to restrict access by small children. Kit consists of connecting step, connecting rails, enclosure pickets and rails, and a self-closing, self-latching gate.

Includes automatic gate closer

Note: For best results place outside step units on level patio blocks.

- Weight limit: 400 lbs.


To make the complete System you will need:

- (2) #Step-1X units (2 cartons)
- (1) #Step-ENC-X Kit w/gate (2 cartons)
- (total of 4 cartons)



Skim-It

- Increases skimmer efficiency
- Attaches easily to most skimmers without tools
- Low cost, easy to use
- Blade is easily removable when swimming



Important: Consult your local building department for installation of your pool and equipment. For safety, all of our products should be used with competent supervision.



CONFER
plastics inc.


97 Witmer Road

North Tonawanda, NY USA 14120-2421

800-635-3213 | Fax: 716-694-3102

www.conferladders.com

email: ladders@conferplastics.com



**PROUDLY
MADE IN
THE USA**



PRINTED IN THE USA

Product and specifications subject to change without notice