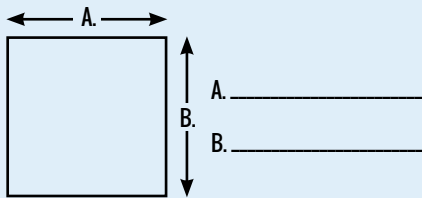


## ORDER & SHIPPING INFORMATION

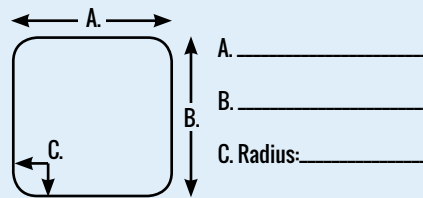
Date:	PO:	Address:
Dealer:		
Tel:	Fax:	City:
Tag Name:	Prov:	Postal Code:
Spa Mfg:	Contact:	
Spa Model & Year:	Tel:	

## HOT TUB SHAPE

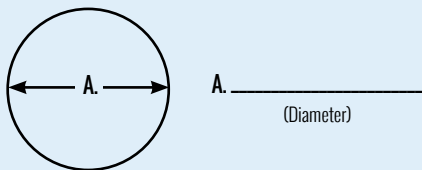
### SQUARE



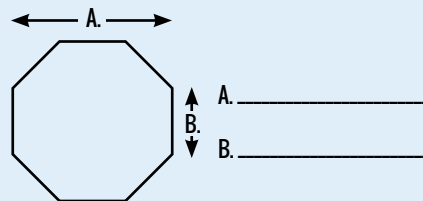
### RECTANGLE (ROUND CORNER)



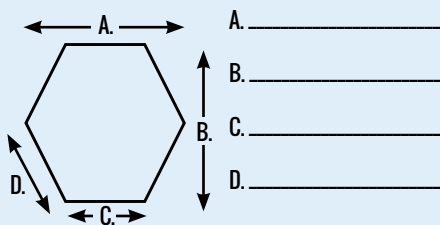
### ROUND



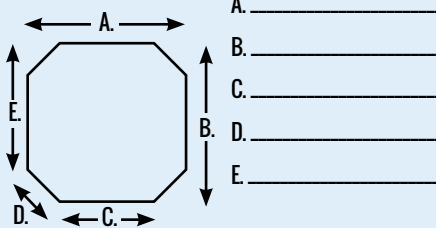
### OCTAGON



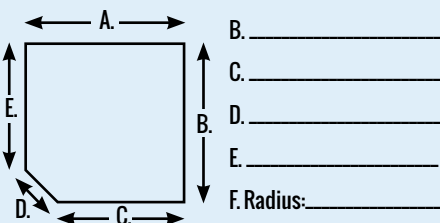
### HEXAGON



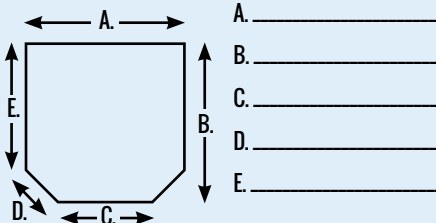
### STRETCHED OCTAGON



### ONE CUT CORNER



### TWO CUT CORNERS



## SPECS

### TAPER

- 3"-2"                       5"-4"  
 4"-3"                       6"-4"  
 5"-3"

### COLOUR

- Black                               Blue  
 Brown                               Burgundy  
 Charcoal                               Chestnut  
 Chocolate                               Forest Green  
 Dark Grey                               Tan  
 Teal                                       Tropical Blue

### FOLD

- Bi-Fold                               Quad-Fold  
 Tri-Fold

### SKIRT

- No Skirt                               Skirt 4" to 10"  
 Skirt up to 4"                      \_\_\_\_\_

### TIE DOWNS

- 4 Ties                                       No Ties  
 2 Ties                                       Extra Ties Qty: \_\_\_\_\_

### OPTIONS

- 2 lb Foam Upgrade                       2 Extra Handles  
 6 mil. Vapour Barrier                       4 Extra Handles  
 Hinge Insulation                       Speaker Hoods  
 Hinge Flap

### PARTS & ACCESSORIES

- Cover Lifter                               8 x 8 Floating Blanket

**IMPORTANT!** PLEASE USE OUTSIDE SPA LIP DIMENSIONS & DRAW A LINE TO INDICATE THE FOLD DIRECTION

## RADIUS SHEET

PLEASE USE THIS SHEET TO DETERMINE THE RADIUS OF A ROUNDED CORNER. THE EASIEST WAY IS TO CREATE A STENCIL OF THE CORNER, AND THEN MATCH THAT STENCIL TO THIS SHEET.

