


## LIMELIGHT® COLLECTION



FreshWater®  
Salt System Ready



Dual Action Filtration  
SilentFlo Circulation



FiberCor®  
High-Density Insulation



Color LCD Display

# FLAIR®



Shown with Alpine White Shell  
and Sable Cabinet

<b>People</b>	<b>Seating</b>	<b>Jets</b>	<b>Voltage</b>
6 Seats	Lounge	43 Jets	230 V

### Size

7' x 7' x 36" | 213 cm x 213 cm x 91 cm

### Water Care


FreshWater® Salt System Ready

# LIMELIGHT® COLLECTION


# FLAIR®



## SHELL COLORS\*



## CABINET COLORS\*



## COVER COLORS



## LEGENDARY MESSAGE

### 43 Personalized-Control Jets

- 1 XL Dual Rotary jet
- 2 XL Single Rotary jets
- 1 XL Directional jet
- 6 Standard Single Rotary jets
- 2 Standard Directional jets
- 31 Directional Precision® jets

## EASY WATER CARE

- Water Care System** FreshWater® Salt System Ready
- Filtration System** Dual action, 100 sq. ft., top loading

## LEADING ENERGY EFFICIENCY

- Jet Pump 1** Wavemaster® 8200; Two-speed, 2.0 HP Continuous Duty, 4.0 HP Breakdown Torque
- Jet Pump 2** Wavemaster® 8000; One-speed, 2.0 HP Continuous Duty, 4.0 HP Breakdown Torque
- Circulation Pump** SilentFlo 5000® for quiet, continuous filtration
- Heater** Titanium No-Fault® 4,000 W / 230 V
- Insulation** FiberCor® Insulation; Certified to California Energy Commission (CEC) and APSP 14 energy efficiency standards for portable spas
- Cover** 3.5" to 2.5" tapered, 2 lb. density foam core

## SIZE

- Dimensions** 7' x 7' x 36" / 213 cm x 213 cm x 91 cm

## CAPACITY

- Seating Capacity** 6 seats
- Water Capacity** 335 gallons / 1,270 liters
- Weight** 875 lbs. / 400 kg dry; 4,720 lbs. / 2,140 kg filled\*\*

## ADDITIONAL FEATURES

- Smart Spa Technology** Hot Spring Spas App, Powered by the Connected Spa Kit
- Water Feature** Vidro® backlit ribbon waterfall
- Cover Lifters** CoverCradle®, CoverCradle II, Lift 'n Glide®, or UpRite®
- Steps** Limelight Collection Step (Coastal Gray, Espresso, and Sable), Polymer Step (Ash)
- Entertainment** Bluetooth® Wireless Sound System (Optional)
- Control System** IQ 2020® with LCD control panel  
230 V / 50 amp, 60 Hz  
(Includes G.F.C.I. protected sub-panel)
- Lighting System** Raio® multi-color interior points of light  
Exterior multi-color lighting with timer
- Cooling System** CoolZone™ (Optional)

\*Actual colors and products may vary from print representation. See dealer to verify.  
\*\*Includes water and 7 adults weighing 175 lbs. each.